

165085 ✓ ACTIVE

PLASTI-GRIP


TE Internal #: 165085

Crimp Wire Pins, Tabs & Ferrules, Wire Pin, Pin Diameter 2.6 mm [.102 in], 12 – 10 AWG Wire Size, 3 – 6 mm<sup>2</sup> Wire Size, PLASTI-GRIP

[View on TE.com >](#)



Terminals & Splices > Crimp Wire Pins, Tabs & Ferrules



Crimp Wire Pin, Tab & Ferrule Terminal Type: **Wire Pin**

Pin Diameter: **2.6 mm [.102 in]**

Accepts Wire Insulation Diameter Range: **3.8 – 6.4 mm, 6.4 mm [.15 – .25 in, .251 in]**

Wire Size: **3 – 6 mm<sup>2</sup>**

**Features**

**Product Type Features**

Shape Description	WIRE PIN-001
Sealable	No
Compatible With Discrete Wire Type	Stranded
Wire Insulation Support Retention Type	Insulation Support

**Configuration Features**

Compatible With Wire & Cable Type	Discrete Wire
-----------------------------------	---------------

**Body Features**

Sleeve Material	PVC
Insulation Sleeve Material	Vinyl
Double Wire	No
Insulation Color	Yellow
Insulation Material	PVC

**Contact Features**

Terminal Length	9.9 mm[.39 in]
Crimp Wire Pin, Tab & Ferrule Terminal Type	Wire Pin



Barrel Type	Closed
Terminal Plating Material	Tin
Pin Type	Formed
Pin Style	Round
Terminal Orientation	Straight

### Termination Features

Bullet Terminal	Without
-----------------	---------

### Mechanical Attachment

Wire Insulation Support	Without
-------------------------	---------

### Dimensions

DIN Wire Size	1 – 2.5 mm <sup>2</sup>
Pin Diameter	2.6 mm [.102 in]
Accepts Wire Insulation Diameter Range	3.8 – 6.4 mm, 6.4 mm [.15 – .25 in] [.251 in]
Wire Size	5180 – 13100 CMA
Barrel Inside Diameter	6.4 mm [.252 in]
Terminal Material Thickness	.99 mm [.039 in]
Overall Product Length	29.4 mm [1.158 in]

### Usage Conditions

Insulation Option	Partially Insulated
Operating Temperature Range	105 °C [221 °F]

### Operation/Application

Heavy Duty	No
------------	----

### Packaging Features

Packaging Quantity	500
Packaging Method	Box

### Other

Barrel Color	Yellow
--------------	--------

### Product Compliance

[For compliance documentation, visit the product page on TE.com>](#)









EU RoHS Directive 2011/65/EU	Compliant
EU ELV Directive 2000/53/EC	Compliant

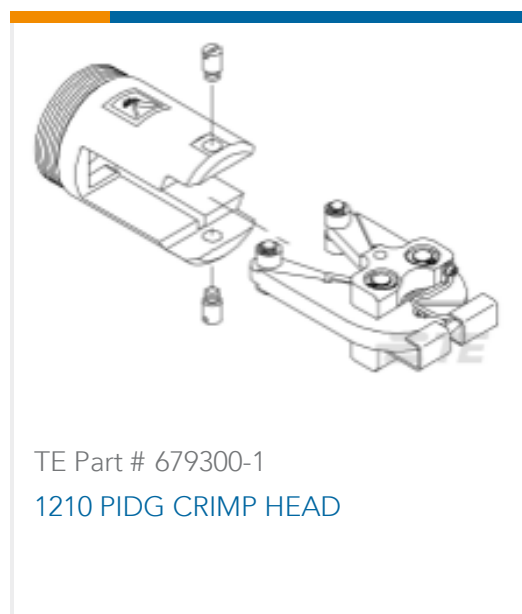
China RoHS 2 Directive MIIT Order No 32, 2016	No Restricted Materials Above Threshold
EU REACH Regulation (EC) No. 1907/2006	Current ECHA Candidate List: JUNE 2022 (224) Candidate List Declared Against: JUNE 2022 (224) Does not contain REACH SVHC
Halogen Content	Not Low Halogen - contains Br or Cl > 900 ppm.
Solder Process Capability	Not applicable for solder process capability

Product Compliance Disclaimer

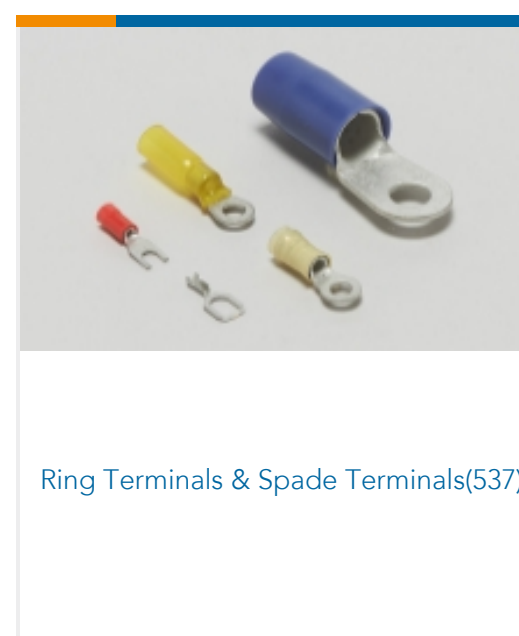

This information is provided based on reasonable inquiry of our suppliers and represents our current actual knowledge based on the information they provided. This information is subject to change. The part numbers that TE has identified as EU RoHS compliant have a maximum concentration of 0.1% by weight in homogenous materials for lead, hexavalent chromium, mercury, PBB, PBDE, DBP, BBP, DEHP, DIBP, and 0.01% for cadmium, or qualify for an exemption to these limits as defined in the Annexes of Directive 2011/65/EU (RoHS2). Finished electrical and electronic equipment products will be CE marked as required by Directive 2011/65/EU. Components may not be CE marked. Additionally, the part numbers that TE has identified as EU ELV compliant have a maximum concentration of 0.1% by weight in homogenous materials for lead, hexavalent chromium, and mercury, and 0.01% for cadmium, or qualify for an exemption to these limits as defined in the Annexes of Directive 2000/53/EC (ELV). Regarding the REACH Regulation, the information TE provides on SVHC in articles for this part number is based on the latest European Chemicals Agency (ECHA) 'Guidance on requirements for substances in articles' posted at this URL: <https://echa.europa.eu/guidance-documents/guidance-on-reach>

## Compatible Parts

 <p>TE Part # 59824-1 TETRA-CRIMP PIDG PG FASTON 22-10 ASSY</p>	 <p>TE Part # 58433-3 PRO CR ASSY, RBY IS9252</p>	 <p>TE Part # 59239-4 HHHT PIDG PG 12-10 ASSY</p>	 <p>TE Part # 58423-1 DIE, RBY IS9252</p>
 <p>TE Part # 539691-2 ERGO DIE R.B.Y</p>	 <p>TE Part # 2063030-1 SDE DIESET, RBY, UL</p>	 <p>TE Part # 4-1377173-9 SMP 0-0165085-0</p>	 <p>TE Part # 47808-6 DIES PIDG 12-10 DIE SET</p>



## Also in the Series | PLASTI-GRIP



## Documents

### Product Drawings

#### PG WIRE PIN 12-10

English

### CAD Files

#### Customer View Model

[ENG\\_CVM\\_CVM\\_165085\\_M.2d\\_dxf.zip](#)

English

#### 3D PDF

3D

#### Customer View Model

[ENG\\_CVM\\_CVM\\_165085\\_M.3d\\_igs.zip](#)

English

#### Customer View Model

[ENG\\_CVM\\_CVM\\_165085\\_M.3d\\_stp.zip](#)

English



By downloading the CAD file I accept and agree to the [Terms and Conditions](#) of use.

---

## Datasheets & Catalog Pages

[PLASTI GRIP\\_QRG](#)

English

---

## Product Specifications

[Application Specification](#)

English

---

## Product Environmental Compliance

[MD\\_165085\\_0612201814\\_dmtec](#)

English

[MD\\_165085\\_0612201814\\_dmtec](#)

English

---

## Instruction Sheets

[Instruction Sheet \(U.S.\)](#)

English

---

## Agency Approvals

[UL Report](#)

English